

Honeywell OneWireless™ Wireless Device Manager Specification OW03-650-320, June 2020

Technical Specification

OneWireless Network Overview

Honeywell OneWireless™ Network is an industrial wireless mesh network capable of simultaneously supporting ISA100 Wireless*(IEC 62734), WirelessHART (IEC 62591) field instruments (transmitters, actuators, etc.), Wi-Fi devices and Ethernet/IP-based devices. The network is composed of the following interconnected elements: Honeywell OneWireless Wireless Device Manager (WDM), Honeywell OneWireless Field Device Access Point (FDAP), Cisco* Aironet* 1552S Access Point, and Cisco Wireless Controller.

New in OneWireless R320, the WDM is ISA Secure Level 1 Certified! The WDM manages the ISA100 Wireless and WirelessHART wireless field instrument network including wireless field instruments, FDAPs, Cisco Aironet 1552S Access Points and HART* devices connected wirelessly through the Honeywell OneWireless Adapter or third party WirelessHART adapters.

The FDAP is an industrial meshing access point providing secure and reliable wireless coverage for ISA100 Wireless and/or WirelessHART field devices. It uses advanced spatial diversity techniques to mitigate multipath induced communication problems found in typical industrial environments and thereby improve communication reliability and increase effective range. The FDAP self-discovers and forms an IEEE 802.15.4 based mesh network that routes data between ISA100 Wireless and/or WirelessHART field devices and process control applications. FDAP can also be used as a unique device called as Field Expandable Wireless IO (FEWIO) where it acts as a Modbus master to transmit data from slave devices over ISA100 Wireless to the control room. For more information consult the FDAP Specification document.

The Cisco 1552S is an industrial meshing access point that provides secure and reliable wireless coverage for IEEE 802.11b/g/n wireless devices and ISA100 Wireless and/or WirelessHART field instruments.

Cisco 1552S Access Points self-discover and form a high-speed IEEE.

The device assumes the roles of wireless field instrument network gateway, 802.11-based wireless mesh network that routes data between wireless clients (e.g., Wi-Fi clients, wired Ethernet devices, and ISA100 Wireless field devices) and process control applications. For more information consult the Cisco Aironet 1552S Access Point Specification document.

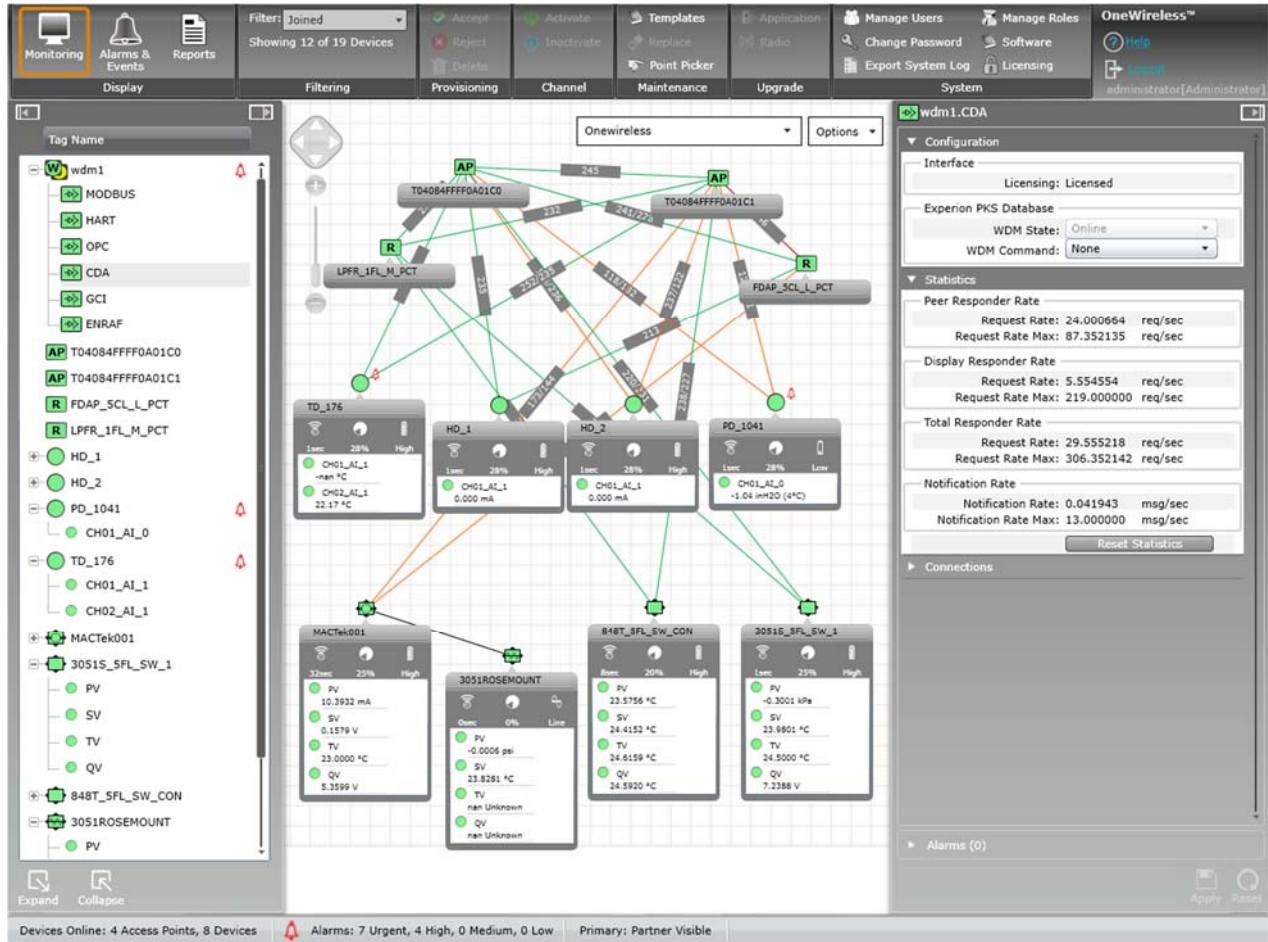


Honeywell OneWireless Wireless Device Manager (WDM)

The Cisco Wireless Controller provides real-time communication between Cisco 1552S Access Points to simplify the deployment and operation of wireless networks. The controller delivers centralized security policies, wireless intrusion prevention system (wIPS) capabilities, award-winning RF management, and quality of service (QoS) for process data, voice and video.

Wireless Device Manager Overview

The WDM allows users to design, commission, configure, and monitor the wireless field network and devices connected to it from a centralized location. A centralized management approach significantly simplifies day-to-day operations – resulting in a low cost-of-ownership.



The device assumes the roles of wireless field instrument network gateway, system manager, and security manager:

- As a gateway, WDM handles communication between ISA100 Wireless and WirelessHART field instruments and information systems. It acts as a protocol translator between the application layer of the ISA100 Wireless and WirelessHART standards and other application layers, such as Modbus (both RTU/Serial and TCP), HART (IP and Serial), OPC-UA, OPC-DA, and CDA (Honeywell Experion® PKS communication protocol). Leveraging the ISA100 Wireless standard’s tunneling feature, Honeywell’s WDM offers a Generic Client Interface that enables wireless field devices to communicate with process applications using other types of field protocols, including proprietary protocols, over the ISA100 Wireless networking.
- As a system manager, WDM governs the network, devices, and communications. When two devices need to communicate, they do so using a contract which is created, managed, modified, and terminated by the WDM. It also performs policy-based control of the network runtime configuration; monitors and reports on communication configuration, performance, and operational status; and, finally, provides time-related services.
- As a security manager, WDM issues security keys to wireless devices so they can join the wireless field instrument network. The device authenticates connectivity between nodes on the wireless field instrument network, manages session keys, and enables secure encrypted communication in the field instrument network.

Key Features

Multiprotocol support	WDM is at the core of OneWireless Network Multiprotocol Wireless IO & System managing the support of ISA100 Wireless and WirelessHART field instruments on single network infrastructure.
ISA Secure Certification	ISA Secure Level 1 Certified – an Industry first. Security Level 1 provides comprehensive, end-to-end integrated security system, including confidentiality, data integrity, source authentication, and advanced key management service. The WDM automatically logs all network activity.
Great user experience	With no software to install WDM offers a modern and feature rich web user interface making it easy for users to commission ISA100 Wireless and WirelessHART field devices and monitor the entire wireless system.
Integration with Experion	The native and seamless integration between WDM and Experion not only reduces the time to incorporate wireless instruments in control strategies but also enables the users to focus on the data instead of the technology.
Integration with TPS and other DCS/PLC systems	A rich portfolio of application interfaces (allows users to easily send data acquired over OneWireless network to TDC3000 system, Honeywell Enraf Entis Pro, Field Device Manager and other host applications.
Field Expandable Wireless IO (FEWIO)	A unique software solution where a FDAP in the field can be converted to a Modbus master thereby allowing to connect any slave devices through Modbus TCP / RTU and transmit the data over ISA100 Wireless.
Single Sign-On	Allows the user to login into WDM using common LDAP (Lightweight Directory Access Protocol) credentials when integrated with the process control network.
Robust security system	WDM offers end-to-end 128-bit encryption, application proxy agent and secured HTTPS (certificates)-based user interface, which protects users from cyber security threats.
Pre-configured reports with key performance indicators (KPIs)	WDM's built-in reports reduce by half the time spent monitoring and optimizing the wireless field instrument network. These reports also provide KPIs which allow users to claim safety credits for using wireless as an independent protection layer under Layer of Protection Analysis scheme.
Redundancy	WDM's redundancy improves significantly the reliability of the OneWireless network by ensuring no loss of process data.
Data Segregation	Special Interface Network (SIN) on WDM allows users to segregate and route non-process data (e.g. vibration sensor data) to a different network other than the DCS network.

Wireless Device Manager Overview

The WDM is the ISA100 Wireless network system manager and WirelessHART network manager. Using WDM's intuitive web interface, users can easily design, commission, configure, and manage the IEEE 802.15.4 network, the wireless network devices (FDAP and Cisco 1552S Access Points) and all ISA100 Wireless and WirelessHART field instruments associated with the network.

The device's web-based user interface has been designed to minimize the effort required to manage the ISA100 Wireless and WirelessHART network and the hundreds of wireless field devices associated with the network. To simplify the browsing of hundreds of data points provided by the system, the user interface has been carefully divided into multiple tabs.

- The **Monitoring** tab allows users to add, configure, commission, and monitor wireless field devices (e.g., wireless field instruments and network nodes). This view offers an abundance of data in a clear and intuitive manner, thanks to smart buttons that hide/unhide information (signal strength, process value, battery life, etc.) depending on the user's needs. Users can drag and drop field devices on imported maps, allowing them to be aware of the geo-location of each device. The zoom in/out feature is very useful when monitoring a large system.

- The **Alarms/Events** tab displays the alarms and system events generated by the wireless field devices in a tabular format. Users can easily view active alarms as well as alarms and events that occurred in the past.
- The **Reports** tab offers several pre-defined reports that are used to maintain and optimize the network and field devices. These reports include battery life report, device health overview, connectivity report, and device summary. The reports can be easily exported for offline reviewing and analysis.

Security Manager Features

The WDM is the wireless network's security manager. It generates unique join keys required to authenticate the wireless devices and join the network. It also generates unique session keys for each device needed to establish secure, encrypted connections over the wireless network. The process of downloading the network security keys from the WDM to the wireless field device is called provisioning. Honeywell's WDM supports the two provisioning methods defined by the ISA100 Wireless standard: infrared provisioning and over-the-air provisioning. As defined by WirelessHART standard, WDM also supports provisioning of WirelessHART devices using a physical HART modem connection.

Provisioning Application for Handheld Devices

Honeywell supplies a secure provisioning application as part of the WDM software package. The application can be downloaded from the WDM and installed onto a Microsoft Windows Mobile 5.0 or higher platform handheld device supporting IR (for ISA100 Wireless) and HART Modem (for WirelessHART) interfaces.

Honeywell MC Toolkit is one such device which supports both IR and HART modem interface.

When the handheld with the provisioning application is connected to the client machine connected to WDM or directly to the WDM using USB, the security keys can be transmitted to the provisioning application without human eyes seeing them. These secure keys then can be used for provisioning ISA100 Wireless and WirelessHART devices into the OneWireless Network.

ISA100 Wireless devices are provisioned by transmitting the security keys via the infrared port of the handheld. The infrared provisioning adds another element to the system's security: physical security. For a device to be issued a key, the technician must be close to the wireless field instrument.

Over-the-air Provisioning

Over-the-air provisioning allows a user to accept or reject an un-provisioned ISA100 Wireless field device via WDM's user interface. WDM also allows over-the-air (re) provisioning of WirelessHART devices which come with predefined network and join key from the factory. With this method, an external provisioning device (PDA) is no longer necessary. This feature is only allowed in ISA100 Wireless standard.

Application Proxy Agent and Firewalls

WDM includes an application proxy agent that acts as an intermediary between the wireless network and the plant network. There is basically an air-gap between the two networks (i.e., there is no packet forwarding between the two networks). All traffic coming in from the wireless network terminates on the WDM. Wireless data is collected by the WDM using the wireless network port and is stored in its cache. Plant applications access data from WDM using one of the standard industrial protocols such as Modbus, OPC-UA, OPC-DA or CDA via the plant network port. Because external hosts only communicate with the proxy agent, internal IP addresses are not made known to the outside world. This approach is much more secure than any firewall, including application aware firewalls.

The Application Proxy Agent is supplemented by two firewalls implemented inside the WDM. These firewalls allow only a small number of ports to enter the WDM from the wireless network. WDM also firewalls the plant network to allow only a limited number of protocols to enter WDM from the plant network side.

End-to-end 128-bit Encryption

The WDM takes advantage of the ISA100 Wireless and WirelessHART standard to ensure the integrity of the message. As such, process data is AES-128 bit encrypted at the source and decrypted at the destination (i.e., the WDM). This provides end-to-end security for the process data easily accessible from the WDM, which centralizes all key functions required to manage the field instrument network and wireless field devices.

Gateway Features

The WDM manages the communication between wireless field instruments (transmitters or actuators) and process control applications. The WDM can be connected to the wired process control network at the Level 2 or Wireless DMZ.

Redundancy

WDM's redundancy improves significantly the reliability of the OneWireless network by ensuring no loss of process data. Two Wireless Device Managers can be configured as a redundant pair, consisting of a primary and secondary WDM. The primary WDM will constantly synchronize configuration and process data to the secondary Wireless Device in real-time. The secondary WDM will switch to the primary role if a software or hardware failure occurs on the primary WDM.

Data Segregation

WDM offers an Ethernet interface called as Special Interface Network (SIN) to allow users to segregate the acquired sensor data away from the main process control network. This configurable setting is offered on all application interfaces except for Experion PKS CDA.

Interfaces

Modbus

WDM supports the Modbus protocol so that any standard measurement, status, or other parameter can be read by any Modbus application. Users can configure register number assignments based on their needs. The device supports Modbus RTU (RS-232 and RS-485) and Modbus TCP/IP interfaces.

OPC

The WDM hosts an OPC Unified Architecture (UA) server, which provides open system communication to ISA100 Wireless data. OPC UA provides a service-oriented architecture (SOA) for industrial applications. This platform-independent OPC server integrates the different flavors of the former OPC specifications (OPC DA, OPC HA and OPC AE) into a unified address space accessible with a single set of services. WDM exposes process data only over the OPC UA interface. The historical data or alarm/events are not currently supported. For OPC-based applications that only support DCOM/COM-based OPC, WDM offers an OPCUA Proxy that, when installed on the client machine, enables communication between a DCOM/COM-based OPC client and the WDM OPC UA server.

HART

WDM supports HART IP interface to allow HART IP clients to access the WirelessHART and wired HART devices (connected through adapters) over the OneWireless Network.

WDM Serial HART interface allows to access diagnostic data from ISA100 Wireless instruments into client applications without native support for ISA100 Wireless. In such cases the ISA100 Wireless devices can be monitored as HART instruments.

Experion PKS CDA

WDM supports the Experion PKS CDA communication protocol, allowing Experion nodes such as C series controllers and ACE nodes to communicate directly with the WDM and ISA100 Wireless and WirelessHART field devices.

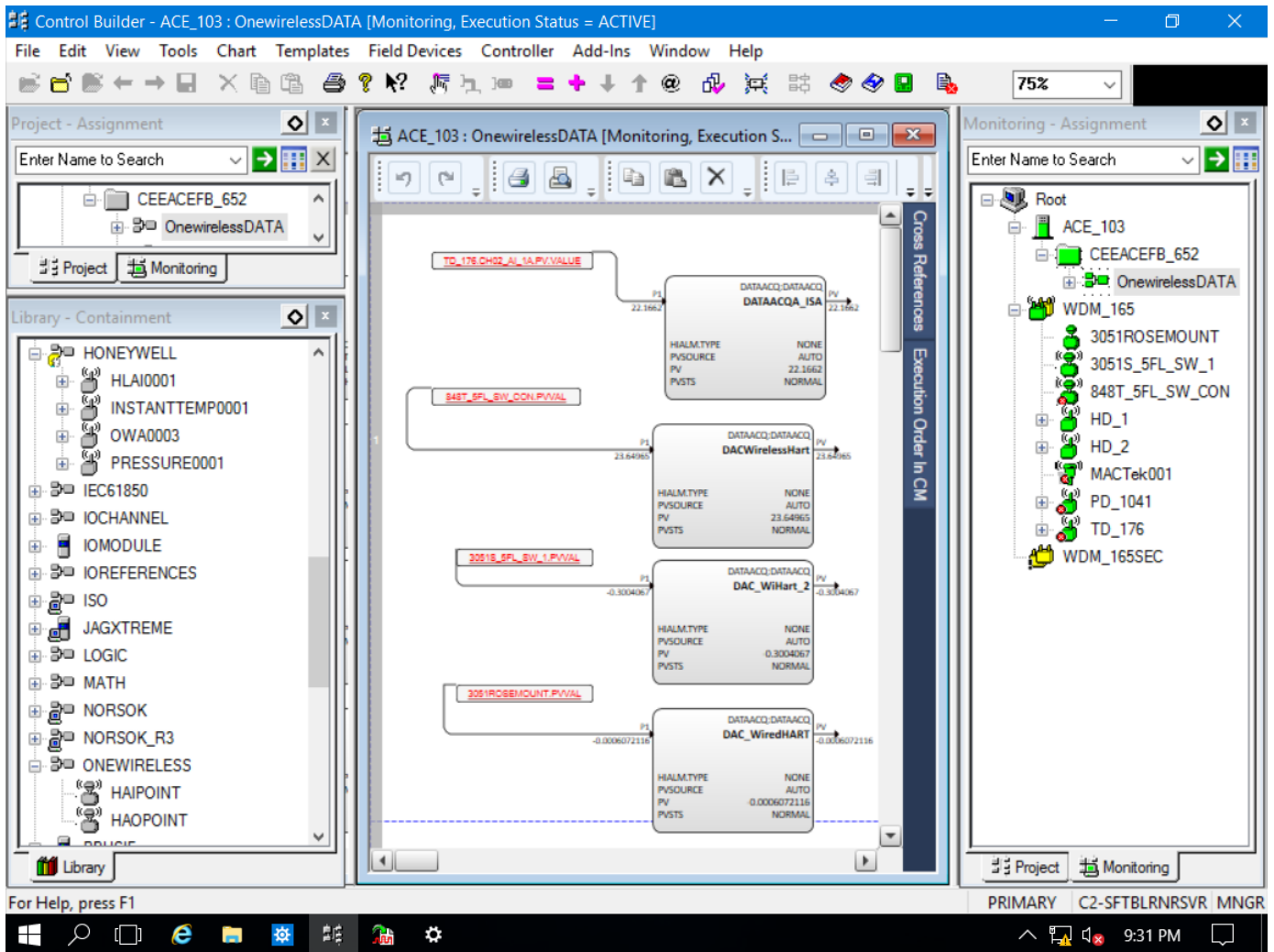
Gateway General Client Interface

ISA100 Wireless can tunnel or encapsulate other protocols (e.g., proprietary, HART, FOUNDATION* fieldbus) and transport data between the host application and device. This feature is called as Gateway General Client Interface (GCI). The GCI interface on WDM allows the clients implementing GCI feature to communicate to and transmit such encapsulated data to and from those devices over the ISA100 Wireless network.

Enraf Interface

The Enraf interface allows communication between the Honeywell Enraf Flexline Radar gauges, Enraf Wireless Field Interface (WFI) and Enraf Entis Pro software application. Leveraging ISA100 Wireless, tunneling capability, the Enraf's radar tank gauge, SmartRadar Flexline and Servo gauge equipped with WFI, can wirelessly send level and custody transfer information to Enraf's inventory management application, i.e. Entis Pro.

Experion Integration



Users of Experion PKS R410 or higher can easily add and configure ISA100 Wireless field devices to their control system. Using Experion Control Builder, users add their Wireless Device Managers to their control system using the CDA interface. All ISA100 Wireless and WirelessHART field instruments associated to a Wireless Device Manager are automatically detected and displayed in Experion Control Builder. Users can then configure the field instruments and incorporate them in their control strategies.

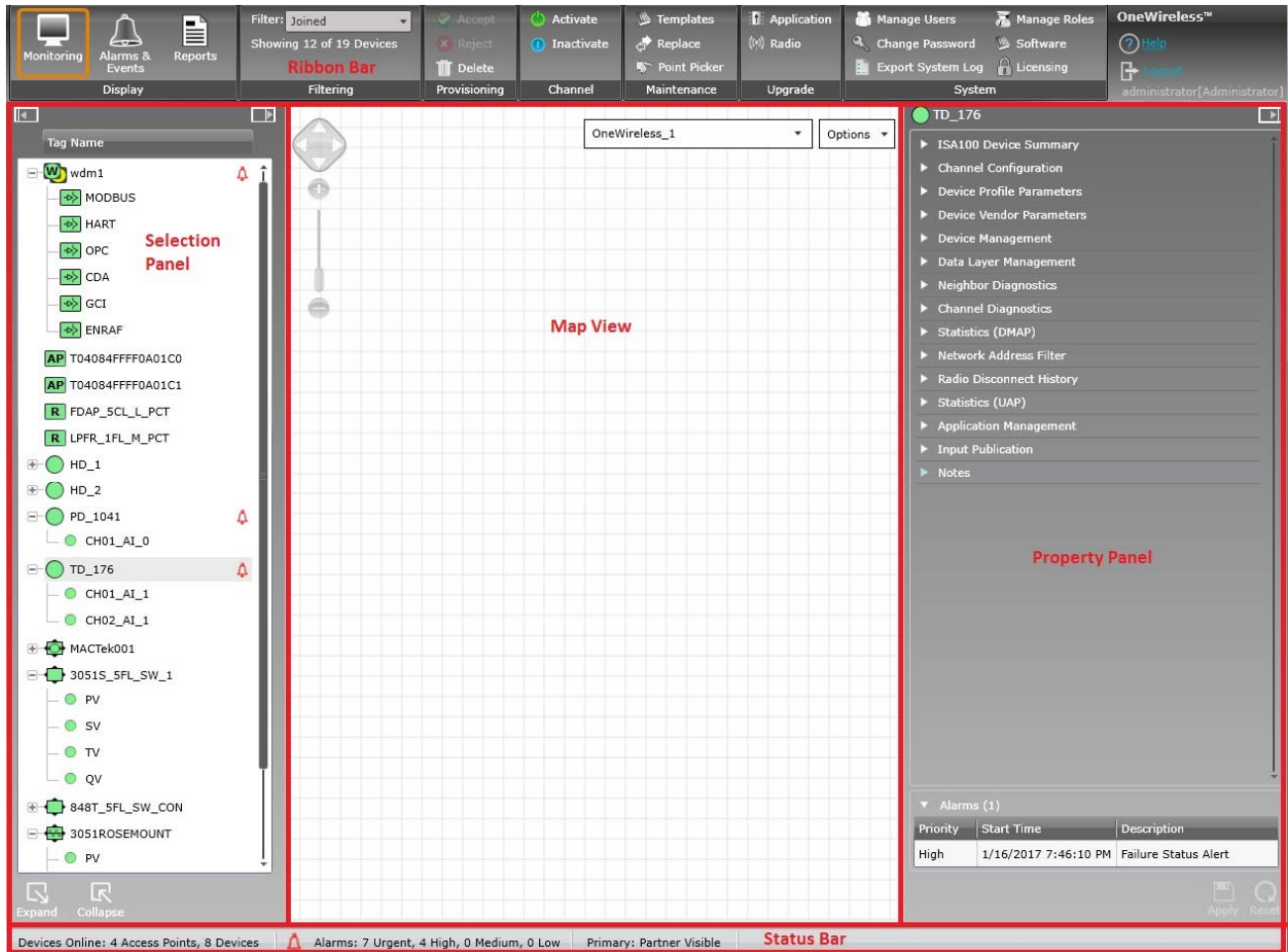
Support for WirelessHART integration into Experion using CDA interface requires Experion R432 or higher.

The tight integration with Experion significantly simplifies the management and monitoring of the OneWireless Network including associated system alarms.

With Experion's native support for ISA100 Wireless and WirelessHART, users do not need to do any data mapping or non-value-added engineering such as custom faceplates and custom-detailed displays.

Web-based User Interface

The WDM provides an unbelievable user experience with its optimized, web-based user interfaces and pre-built reports. The user interface is designed to simplify device configuration, security configuration, and monitoring of the ISA100 Wireless network. It comprises the following main elements:



- **Ribbon Bar** – The Ribbon Bar allows for immediate access to commonly-used functions, such as filtering or channel activate/inactivate. It consists of groupings of user interface controls for controlling display elements and accessing various functions for managing, monitoring and maintaining the OneWireless Network. These user interface controls are contextual and are enabled based on user role and devices/channels selected in the Selection Panel or the Map View.
- **Selection Panel** – The Selection Panel displays a list of all the infrastructure nodes, ISA100 Wireless and WirelessHART devices that are configured in the OneWireless Network.
- **Property Panel** - The Property Panel displays the configuration properties of the node selected in the selection panel.
- **Status Bar** – The Status Bar provides an overview of the network status by displaying the number of online devices, active alarms, and the progress of any maintenance operation.
- **Map View** – The Map View provides a visual representation of the OneWireless Network and its wireless coverage.

Users can quickly assess the performance of their networks and devices via pre-built reports:

- **Battery Life** – Lists all devices that require battery replacement and/or have battery level less than 50%.
- **Device Health Overview** – Lists all the devices with wireless network disconnection and alarms.
- **Connection Summary** – Lists all connections with a poor or unacceptable signal quality.
- **Device Summary** – Provides a summary of each device configured in the network. Using the filter option on the Ribbon Bar, users can remove devices from the report.
- **Connection History** – Lists all the history of connection changes.
- **Device History** – Lists all device status changes.

- **Inventory Report** – Lists all configured nodes in the network.
- **Availability Summary** – Lists all device availability metrics, publish success rates and up time for all devices.

Hardware Design

The WDM is a hazardous location Class1 Div2 certified rugged, compact, embedded device, with a small footprint which saves users real estate space. All ports are readily accessible from the front for easy connection of the wireless field network to another network. The WDM provides flexible mounting options – it comes with both a DIN-rail mounting kit and wall mounting kit, allowing users to easily mount the device in a field cabinet or on a wall.

The WDM hosts a sleek, modern user interface, which leverages the latest web technology. Users, with valid username and password, can manage the wireless field instrument network from any PC with a standard web browser via a secure HTTPS connection, eliminating the need for any software installation on a PC.

Technical Specifications

Model Number	WDMY
General	<p>Dimensions: 132 x 122 x 87 mm (5.2" x 4.81" x 3.43")</p> <p>Weight: 1.75 kg</p> <p>Power Consumption: 24 W (Typical)</p> <p>Power Requirement: 11.4 (Min.) ~ 36 (Max.) VDC (e.g. +24 V @ 1.25 A)</p> <p>Mounting: DIN-rail, Wall</p>
Hardware	<p>Indicators: Power, Storage, LAN (Active, Status), Serial (Tx, Rx)</p> <p>Serial Ports: 2 x RS-232 and 2 X RS-485 with DB9 Connectors</p> <p>LAN: 4 x 10/100/1000 Base-T RJ-45 ports (PCN, FDN, RDN, SIN)</p> <p>USB: 2 x USB, Rev 2.0 Compliant</p>
Environment	<p>Operation Temperature: -40 to +70 °C (-40 to 158 °F)</p> <p>Storage Temperature: -45 to +75 °C (-49 to 167 °F)</p> <p>Ambient Relative Humidity: 5 to 95% (non-condensing)</p> <p>Storage Humidity: 0 to 95% (non-condensing)</p> <p>Anti-Vibration:</p> <ul style="list-style-type: none"> • 0.7 g @ DNV GL (Class A), sine wave, 2-100 Hz, 1 Oct./min., 1.5 hr per axis • 1 g @ DNV GL, random wave, 3-100 Hz, 2.5 hr per axis <p>Anti-Shock: 50g/11ms ±X, ±Y, ±Z, 3 shocks each axis w/ CFast</p>

Model Number	WDMY
Compliance	<p>Safety: UL 60950-1</p> <p>Hazardous Environment Ratings: FM, CAN/CSA: Class 1 Division 2 Groups A, B, C, and D , T4 IECEX: Ex nA IIC T4 Gc ATEX: II 3G Ex nA IIC T4 Gc</p> <p>EMC: EN 55032, EN 55024</p> <p>EMI: CISPR 32, FCC Part 15B Class A</p> <p>EMS: IEC 61000-4-2 ESD: Contact: 6 kV; Air: 8 kV IEC 61000-4-3 RS: 80 MHz to 1 GHz: 10 V/m IEC 61000-4-4 EFT: Power: 2 kV; Signal: 1 kV IEC 61000-4-5 Surge: Power: 1 kV; Signal: 1 kV IEC 61000-4-6 CS: 10 V IEC 61000-4-8</p> <p>Marine Standards: IEC 60945</p> <p>Marine Type Approval: DNV GL</p> <p>Green Product: RoHS, cRoHS, WEEE</p>
Languages	English
Field Network Capacity	<p>40 Access Points (Cisco 1552S Access Points and/or FDAPs as access points)</p> <p>60 Field Device Routers</p> <p>Maximum number of Access Points and Field Device Routers in a system cannot exceed 80</p> <p>500 ISA100 Wireless and/or WirelessHART Field Instruments (depending upon update rates)</p>
Supported Field Device Update Rates	<p>0.5, 1, 2, 5, 10, 30, 60 seconds, 5, 15, 30 or 60 minutes for ISA100 Wireless and</p> <p>0.5, 1, 2 4, 8, 16, 32, 60 seconds, 5, 15, 30 or 60 minutes for WirelessHART</p>
Field Communication	<p>Modbus RTU (RS-232 and RS-485) and Modbus TCP/IP (up to 10 clients)</p> <p>HART RTU (RS-232 and RS-485) (1 client)</p> <p>HART IP (up to 5 clients)</p> <p>OPC UA (up to 5 clients)</p> <p>OPC DA using provided OPC-UA to OPC-DA proxy installed on client PC (up to 5 clients)</p> <p>Honeywell Experion PKS CDA communication protocol (up to 5 display clients and 5 peer clients)</p> <p>Gateway General Client Interface (up to 5 clients)</p> <p>Enraf Serial (1 client)</p> <p>Enraf UDP (up to 12 clients)</p>
Supported Web Browsers¹	<p>Microsoft Internet Explorer 7.0 or higher</p> <p>Firefox 3.6 or higher</p> <p>Google Chrome 12.0 or higher</p>
Model Number	WDMY

Number of Supported Web Clients	2 clients (Concurrent Access)
Web Client Refresh Rate	5 seconds
Maximum Number of Alarms and Events	1000 alarms 24576 events
Redundancy	Typical control processing switchover interruption time: 15 seconds Maximum initial synchronization time: 180 seconds
Supported Number of Parallel Firmware Upgrades for Field Devices	3 devices (recommended)
Supported Provisioning Handheld	All handheld platforms with a Windows Mobile 5.0 or higher operating system and an Infrared Red (IrDA) port (for ISA100 Wireless devices) and/or a HART Modem interface (for WirelessHART devices)

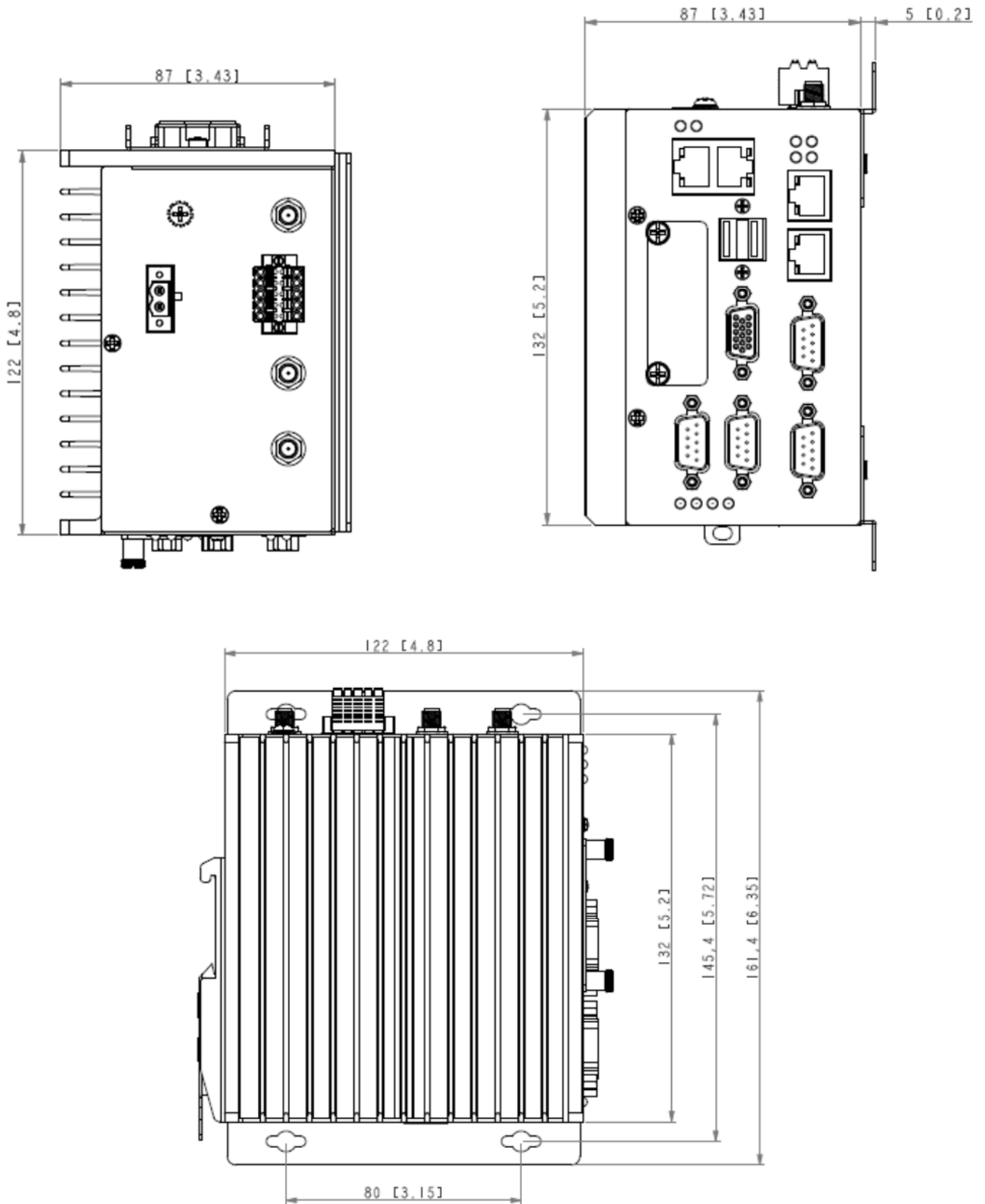
¹ The user interface is designed for and recommended to be run in the browser in full screen with a resolution of 1280 X 1024

Important Note:

Honeywell uses Allen-Bradley's 1606-XLP30E power supply to power the Wireless Device Manager.

Technical Drawing

Units: mm [inches]



Model Selection Guide



OneWireless Wireless Device Manager

Model Selection Guide
34-XY-16-97 Issue 21

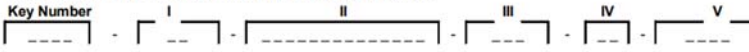
Section 13
Page: WDM-1
Effective Date: December 1, 2019

Model Selection Guide with Price Data

Honeywell Proprietary

Instructions

Select the desired key number. The arrow to the right marks the selection available.
Make one selection from Table I. Select Table II options as desired.



List Price equals the sum of all prices for all selections made.

KEY NUMBER

Description	Part Number	Selection	Avail.
Wireless Device Manager (Notes 1, 2, 3, 5, 6) includes: DIN Rail mounting hardware, power connector	51156525-100	WDMY	•

TABLE I - Power Supply

Description	Part Number	Selection	Avail.
No power supply	N/A	00	•
24VDC Power Supply	51198676-100	PS	•

TABLE II - Interface Options (Notes 6, 7)

Description	Part Number	Selection	Avail.
WDM HART Interface	OW-WDMHRT	HI_____	•
No HART Interface		00_____	•
WDM OPC Interface	OW-WDMOPC	__OI_____	•
No OPC Interface		__00_____	•
WDM Enraf Interface	OW-WDMERF	___EI_____	•
No Enraf Interface		___00_____	•
WDM GCI Interface	OW-WDMGCI	____GI_____	•
No GCI Interface		____00_____	•
WDM CDA Interface	OW-WDMCDA	_____CI_____	•
No CDA Interface		_____00_____	•
WDM WirelessHART Option	OW-WDMWHT	_____WH___	d
No WirelessHART Option		_____00___	•
WDM FEWIO Option	OW-WDMFIO	_____FI_____	e
No FEWIO Option		_____00_____	•

TABLE III - ISA100 Wireless Access Point (FDAP/Cisco 1552S AP) CAL

Description	Part Number	Selection	Avail.
Additional ISA100 Wireless Access Point Connection (FDAP as an AP or Cisco 1552S) (Notes 4, 6, 7)	OW-WDMBBR	0__	•

TABLE IV

Description	Part Number	Selection	Avail.
Factory Use	N/A	00	•

TABLE V - OneWireless Software License

Description	Part Number	Selection	Avail.
No Software License - R320 (Strictly- HON internal Use, Replacements and Secondary only) (Note 8)		N320	c
No Software License - R310 (Strictly- Replacements and Secondary only) (Note 9)		N310	c
No Software License - R300 (Strictly-Replacements and Secondary only) (Note 10)		N300	c
OneWireless R320 Base License with (Notes 6, 11) 4 X ISA100 AP (FDAP as an AP or Cisco 1552S) WDM Modbus Interface Printed Software Release Note OneWireless Network R320 Electronic Documentation on a CD - Rev M		R320	•
OneWireless R310 Base License with (Notes 6, 12) 4 X ISA100 AP (FDAP as an AP or Cisco 1552S) WDM Modbus Interface Printed Software Release Note OneWireless Network R310 Electronic Documentation on a CD - Rev L		R310	•
OneWireless R300 Base License with (Notes 6, 13) 4 X ISA100 AP (FDAP as an AP or Cisco 1552S) WDM Modbus Interface Printed Software Release Note OneWireless Network R300 Electronic Documentation on a CD - Rev K		R300	•

The minimum value of orders acceptable for Honeywell is USD 500. Handling fee is the amount of the difference between USD 500 and the actual purchase price.

Section 13
 Page: WDM-2
 Effective Date: December 1, 2019

Restrictions

Restriction Letter	Table	Available only with Selection	Table	Not available with Selection
c	II	00000000000000	II	HI, OI, EI, GI, CI, WH, FI, HS, OS, ES, GS, CS, WS, FS
	III	000, 100		
d	V	R300, R310, R320		
e	V	R310, R320		

Non-SESP Software Upgrades

Description	Part Number	0
Non-SESP Upgrade for WDM with 10 Access Points License	OW-NSUPG1	Note P
Non-SESP Upgrade for WDM with 11 - 30 Access Points License	OW-NSUPG2	Note P
Non-SESP Upgrade for WDM with 31 - 40 Access Points License	OW-NSUPG3	Note P

Note P - For part number pricing please refer to Web Channel.

For license upgrade to R320 contact your Honeywell Field Service Leader or the Channel Partner

NOTES:

1. WDM requires 24VDC
2. A software license key is required to activate the OneWireless R320, R310 and R300 software installed on WDM. Please refer to Table V for the base software license options
3. Orders must be accompanied with the OneWireless Specifier.
 The OneWireless Specifier is located in same locations as this MSG. The specifier needs to include the SO#.
 The completed OneWireless specifier should be sent to FPSoftwareLicense@honeywell.com
 The specifier requires specific information for a new order, expansion or an upgrade. Orders without complete specifiers will be kept on hold.
4. In Table III, the user shall specify the number of additional ISA100 Access Points connections to the WDM. The base WDM includes a license for four (4) Access Points (AP). The first character is fixed as "0". As an example, if there are five (5) total APs in the system, please specify "001". If no additional AP connections are required, please specify "000". The valid range for Table III is 000 to 036.
5. Only one WDM order shall be placed at a time per system per end user
6. Secondary WDM shall be ordered without any license using NXX options in Table V. Please do note that N310 and N300 for secondary would need justification and approval as they are not primary release
7. OneWireless R320/R310/R300 License can be expanded at a later point by individually ordering options in Table II and Table III
 However please review the existing license before ordering further options, so that same option is not ordered again accidentally
8. If this option is chosen factory will ship a WDM with R320 software with no license - Strictly for HON internal use/ replacements / secondary only
9. If this option is chosen factory will ship a WDM with R310 software with no license - Strictly for HON internal use/ replacements / secondary only
10. If this option is chosen factory will ship a WDM with R300 software with no license - Strictly for replacements / secondary only
11. This is the base license for R320. Choose additional options from Tables II and Table III as needed.
12. This is the base license for R310. Choose additional options from Tables II and Table III as needed. (Option only available for expansions)
13. This is the base license for R300. Choose additional options from Tables II and Table III as needed. (Option only available for expansions)

The minimum value of orders acceptable for Honeywell is USD 500. Handling fee is the amount of the difference between USD 500 and the actual purchase price.



OneWireless™ and XYR™ are trademarks and Experion® is a registered trademark of Honeywell International Inc.

*All other products and brand names shown are trademarks of their respective owners.

While this information is presented in good faith and believed to be accurate, Honeywell disclaims the implied warranties of merchantability and fitness for a particular purpose and makes no express warranties except as may be stated in its written agreement with and for its customer. In no event is Honeywell liable to anyone for any indirect, special or consequential damages. The information and specifications in this document are subject to change without notice

This document is published for the sole usage of Honeywell Process Solutions' customers and prospective customers.

For More Information

Learn more about Honeywell's OneWireless solutions, visit www.honeywellprocess.com or contact your Honeywell Account Manager.

Honeywell Process Solutions

2101 Citywest Blvd.
Houston, TX 77042

Honeywell House, Arlington Business Park
Bracknell, Berkshire, England RG12 1EB UK

Shanghai City Centre, 100 Zunyi Road
Shanghai, China 200051

www.honeywellprocess.com

WP-17-04-ENG
September 2019
© 2019 Honeywell International Inc.

The Honeywell logo, consisting of the word "Honeywell" in a bold, red, sans-serif font.